



A Friendly Guide to Everything This App Can Do

Track your home's electricity use, calibrate it against real VINLEC meter readings, forecast your bill, and find real ways to spend less.

Built for homes on VINLEC service in Saint Vincent & the Grenadines

Contents

- Welcome
- Getting Started
- The Live Monitor
- Building Your Appliance List
- Calibrating with Real Meter Readings
- Reports & History
- Billing & Budgeting
- Smart Insights
- Sharing Your Data
- Managing Your Data
- Getting the Most Accurate Results
- Quick Feature Index

Welcome

Electrack helps you track, understand, and manage your home's electricity use — from real-time monitoring to a full VINLEC bill estimate and personalized savings tips, all in one simple tool.

There's no install and no account needed — everything runs right in your browser, and your data is saved automatically as you go.

Getting Started

- Open the file in any modern browser (Chrome, Safari, Firefox, Edge) — no installation needed.
- Your data is saved automatically on your device as you use the app.
- Five example appliances are pre-loaded to get you started — edit or replace them with your own.

The Live Monitor

A live, constantly-updating view of your estimated household load — styled after a classic analog utility meter.


The Dial

- The needle sweeps across a green → amber → red arc as your load rises — green for light use, red for your heaviest draw.
- A small spinning disc beside it turns faster the heavier your current load is, just like a real analog electric meter.
- A pulsing “LIVE” badge confirms the dial is actively updating.

Today & All-Time Stats

- Today's usage (kWh) and estimated cost, resetting each new day.
- All-time tracked usage — a running lifetime total for as long as you use the app.
- Your current calibration accuracy, based on your real meter readings.

Elapsed Timer

A small  timer in the header counts how long you've been monitoring.

Fast-Forward Demo Mode

A toggle in the header switches between two speeds:

- **Fast-forward demo (default):** watch a full day play out in minutes, so you can see appliances switch on and off and reports build up quickly.
- **Real-time:** for tracking your home day by day, in step with the real clock.

Live Load Chart

A rolling chart shows your last several minutes of usage, so you can see trends and spikes as they happen.

Building Your Appliance List

The more your appliance list matches your real home, the more useful every other feature becomes.

From Model (recommended)

Pick a category, fill in a few real-world details, and the app calculates a realistic wattage estimate for you. 15 categories are built in:

- Refrigerator & Freezer — by capacity, type, and efficiency rating
- Air Conditioner — by BTU rating and traditional vs. inverter technology
- Washing Machine & Clothes Dryer — by capacity and type (including heat-pump dryers)
- Dishwasher, Water Heater, Microwave, Oven/Range
- Television — by screen size and panel type
- Light bulbs — by bulb type and brightness
- Fans, Space Heaters, Computers/Electronics, Pool Pumps

Quick Entry

Already know an appliance's real wattage? Enter it directly instead.

Weekday / Weekend Schedules

Give any appliance a completely separate schedule for weekends — handy for things like air conditioners or laundry that run differently on Saturdays and Sundays.

Pausing Appliances

Instead of deleting an appliance to test “what if this wasn't running,” pause it with one click. It stays in your list with all its settings intact until you resume it.

Live Per-Appliance Tracking

Every appliance shows its own real-time draw and running total for the day, updating every second alongside the whole-house dial.

Individually Calibrating an Appliance

For appliances you really want to get right, tap the target icon on that appliance to fine-tune it against a real measurement:

- Pause every other appliance.
- Wait a fixed period (say, 30 minutes) and check your real meter.
- Enter the implied total watts for just that appliance.

That appliance is then marked with a green “individually calibrated” badge.

Calibrating with Real Meter Readings

Compare the app's estimate to your real electric meter, and it automatically becomes more accurate over time.

Logging a Reading

Enter the current kWh reading from your real meter whenever you like. The app compares it to what it predicted and fine-tunes its accuracy accordingly.

Built-In Safety Checks


- Flags a new reading that's lower than your last one, since meters don't run backward — usually a sign of a typo.
- Warns you if a reading implies an unusually high average draw, before you save it.

The 7-Day Calibration Schedule

Rather than leaving “when should I take a reading?” up to guesswork, the app builds a rolling 7-day plan based on your appliances' real on/off times.

- Each day, a different appliance is highlighted, biggest consumers first.

- It suggests reading right when that appliance switches on or off, for the clearest possible picture of its contribution.
- A daily baseline reading is always suggested too.
- Only one suggestion is shown at a time. Logging a reading automatically marks it complete and reveals the next one.

 **Tip:** This schedule automatically adapts to weekday/weekend schedules and to any appliances you add, remove, pause, or reschedule.

Reports & History

Daily Consumption Report

A new entry logs automatically every day. Click any day to see a full per-appliance breakdown, sorted by consumption.

Weekly History

Your most recent week stays in full daily detail. Older days automatically roll up into weekly summaries — still showing full per-appliance totals, just no longer broken out day by day.

Consumption Projector


Enter any number of days, and the app projects your total kWh and cost over that period — handy for planning a month, a trip, or anything in between.

Billing & Budgeting

VINLEC Bill Calculator

A fully editable calculator modeling VINLEC's real billing structure:

- Tier 1 / Tier 2 rates and threshold — the tiered pricing VINLEC actually uses.
- Fuel surcharge, kept up to date with the latest published rate.
- A VAT-exempt kWh/month allowance.
- Fixed monthly charge and VAT rate, both editable.

 **Tip:** Update the fuel surcharge from your latest bill each month — the other rates rarely change, so you'll likely only need to set them once.

Budget-Based Schedule

Enter a target monthly budget in dollars, and the app:

- Works out exactly how many kWh that budget buys, using your bill rates above.
- Compares that to what your current appliances are projected to use.
- **If you're over budget**, it suggests trimmed hours for the most flexible appliances first (lighting, electronics, fans, AC) — leaving refrigerators, freezers, and short-cycle appliances (washer, dryer, dishwasher, oven, microwave) untouched.
- An “Apply suggested schedule” button updates your appliances directly, if you want it to.

Smart Insights

Energy-Saving Notifications

Personalized tips generated from your actual appliance list and usage pattern. Examples of what it looks for:

- Incandescent or halogen bulbs that could be swapped for LED, with an estimated monthly savings.
- A traditional air conditioner where an inverter model would draw less.
- A standard electric dryer where a heat-pump dryer would use substantially less power.
- Appliances left set to run all day that might not need to be.
- A recent day's usage running notably above your typical average.

What-If Calculator


Toggle any appliance off, or try a different quantity (like 3 lights instead of 6), to see the effect on projected cost — without touching your real setup. A clean way to test an idea before making a real change.

Sharing Your Data

- **Export full history as CSV** — download your daily and weekly usage as a spreadsheet-ready file.
- **Print report** — a clean, printable summary of your stats, appliances, calibration history, reports, bill breakdown, and tips.
- **Share to WhatsApp** — send a short summary of today's usage, your all-time total, and your most recent day/week.

Managing Your Data

There's no account and no server — your data belongs entirely to your device.

 **Note:** Your data stays on the device and browser you're using — it won't automatically appear if you open the app somewhere else.

- **Reset all data** — clears appliances, readings, calibration, and history, with a confirmation prompt since it can't be undone.

Getting the Most Accurate Results

- Enter your real VINLEC bill rates in the Bill Calculator for the most accurate cost estimates.
- Follow the 7-day calibration schedule and log a reading regularly for the best accuracy.
- Individually calibrate your biggest appliances (fridge, AC, water heater) for the most reliable breakdown.
- Revisit your appliance list whenever your real habits change.

Quick Feature Index

Feature	What it does
Live dial & chart	Real-time estimated household load, updated every second
Appliance catalog	15 categories with realistic wattage estimates
Weekday/weekend schedules	Separate on/off times for different day types
Pause / individual calibration	Test scenarios and fine-tune specific appliances without deleting them
Meter reading calibration	Corrects the whole-house estimate against your real electric meter
7-day calibration schedule	Tells you exactly when to read the meter, one suggestion at a time
Daily & weekly reports	Per-appliance breakdowns, auto-rolled into weekly summaries
Consumption projector	Projects usage/cost over any number of days
VINLEC bill calculator	Real tiered billing, fuel surcharge, and VAT-exemption modeling
Budget-based schedule	Suggests appliance hour changes to hit a target monthly budget
Energy-saving notifications	Personalized tips generated from your real appliance list
What-if calculator	Test hypothetical changes without altering your real setup
CSV export / Print / WhatsApp	Share or archive your data in the format you need